



Spring Printables



Thank you so much for stopping by and downloading my free spring printable pack!

I would be honored to have you share this printable pack on your blog or social media. I do ask that you link directly to the post and not share the actual files. These files were meant to be used with preschool - 1st grade children and are not to be sold or hosted anywhere. If you found these files hosted anywhere but my blog mamaofmanyblessings.com please contact me to let me know at nicole@mamaofmanyblessings.com



If you have any questions or have any requests for certain skills to be added please feel free to contact me at the above email address and let me know.

Thank you so much!!
Nicole @ Mama Of Many Blessings



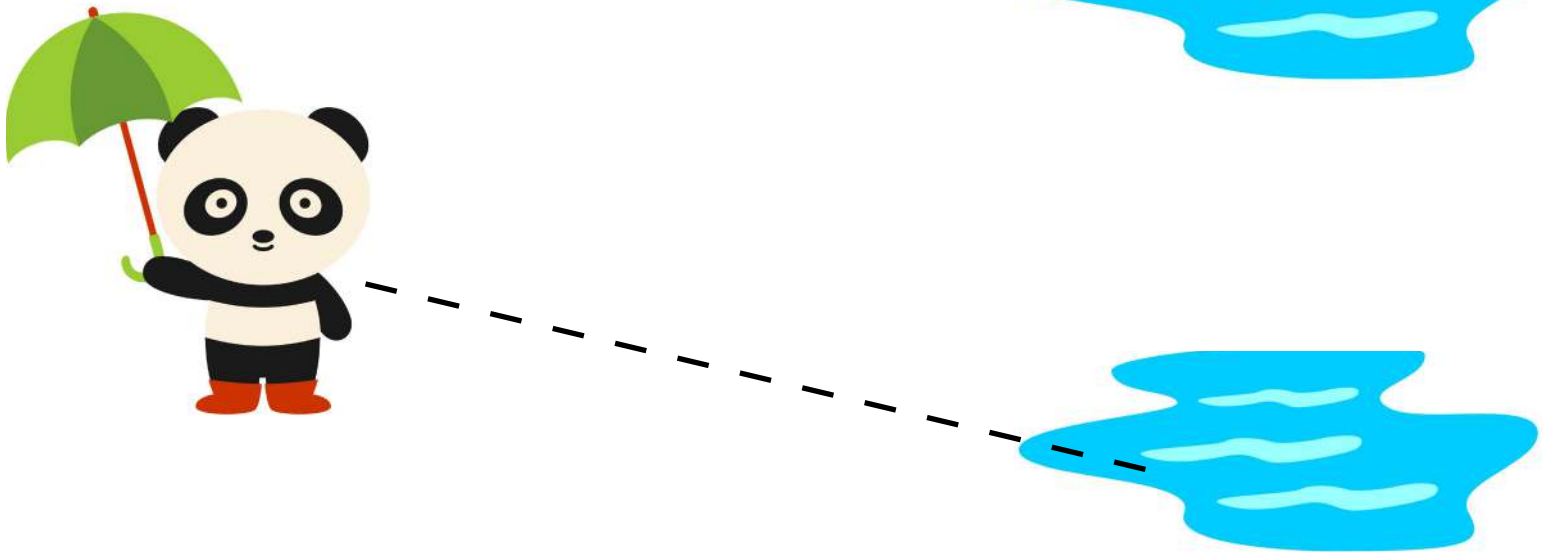
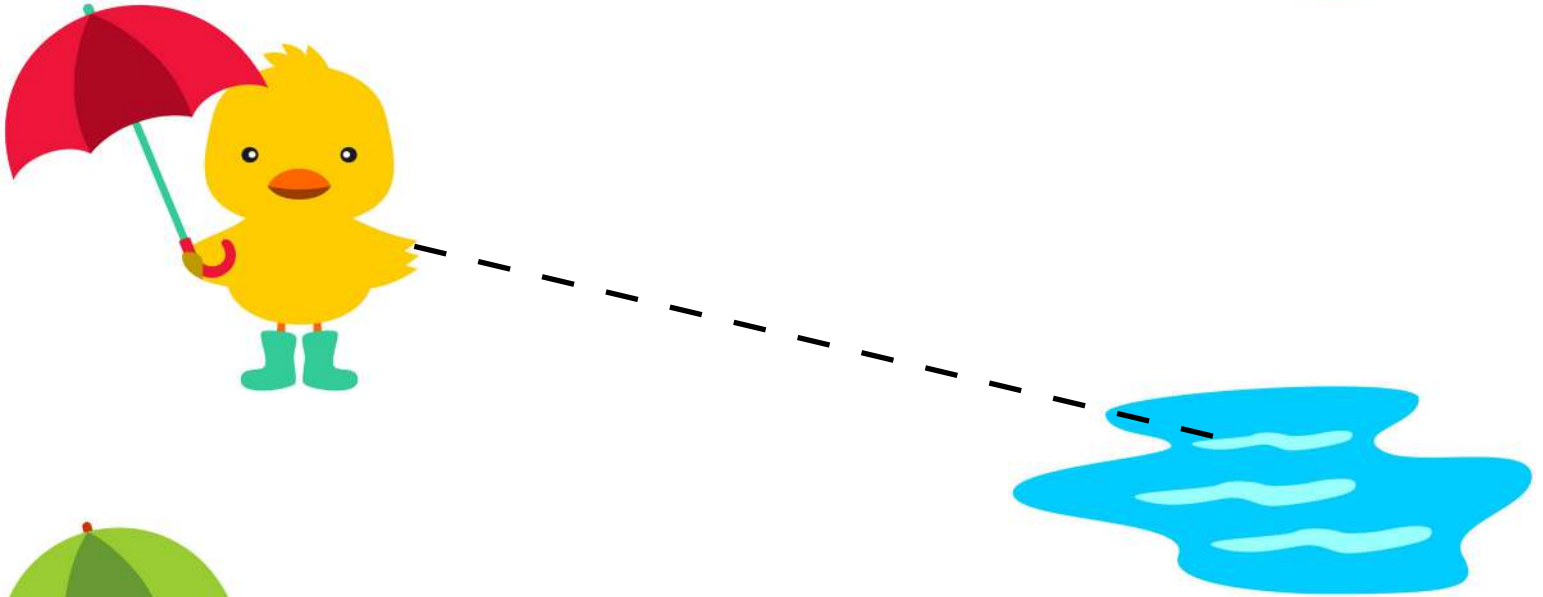
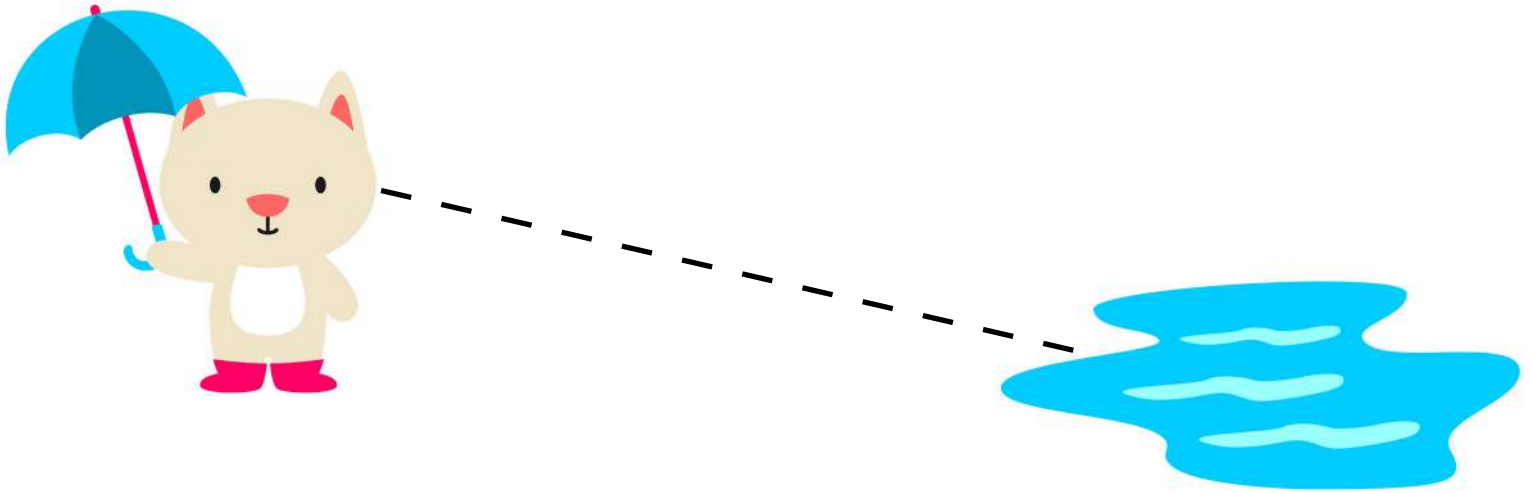
Prewriting Practice

Trace the dotted line to get the animal to the puddle.



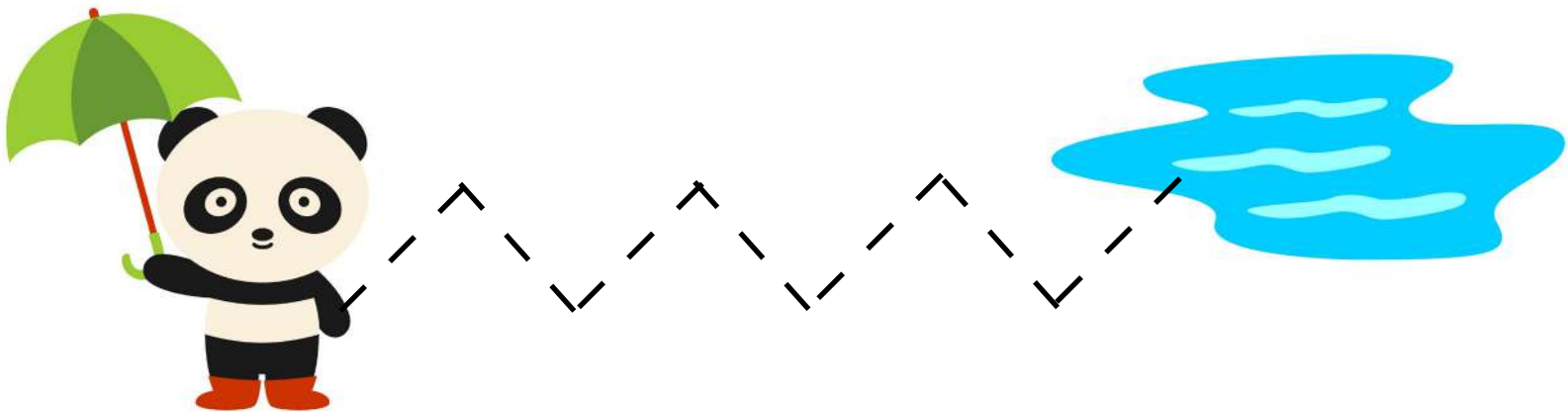
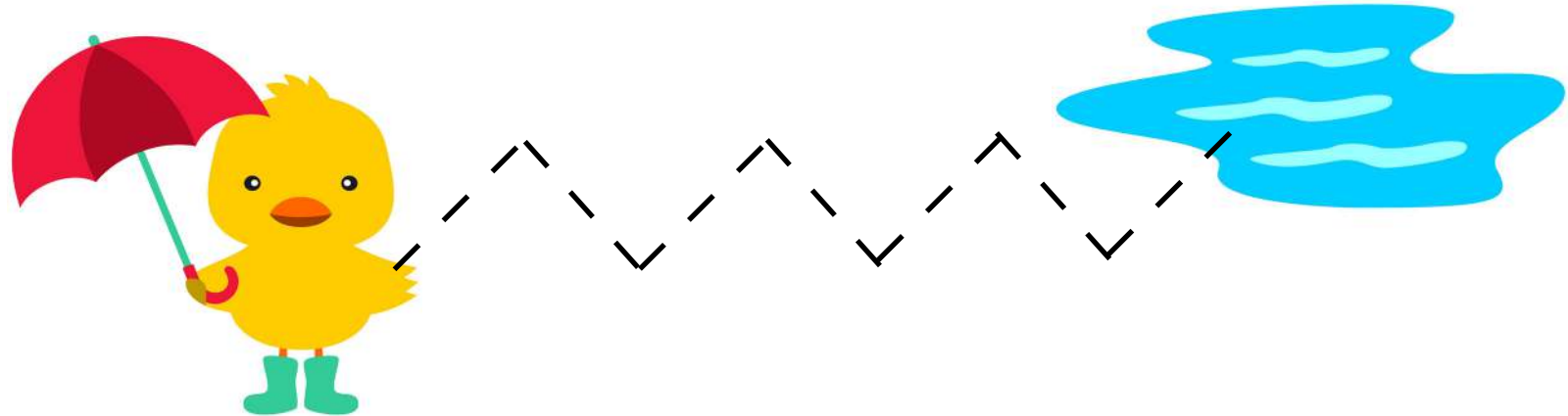
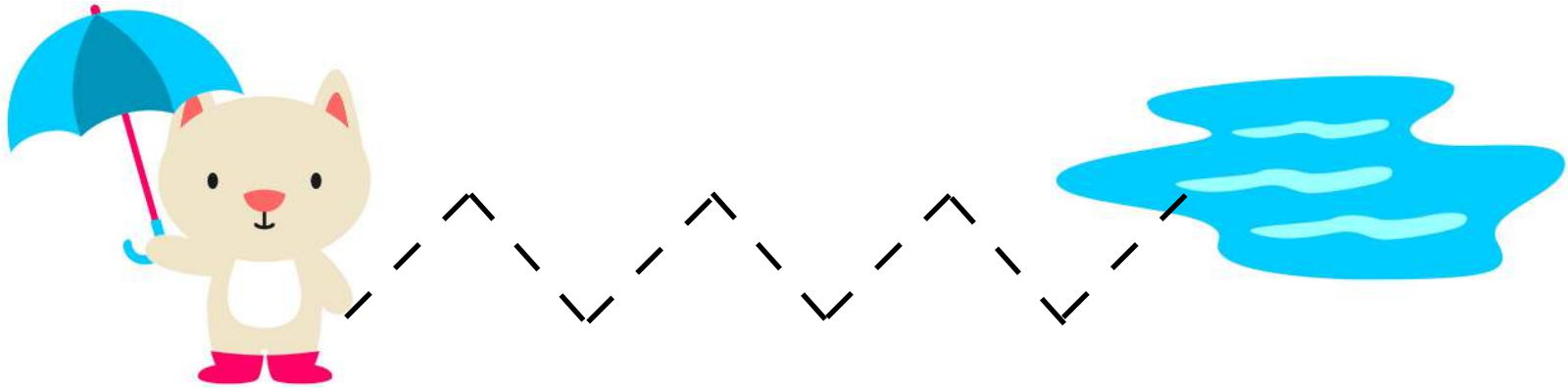
Prewriting Practice

Trace the dotted line to get the animal to the puddle.

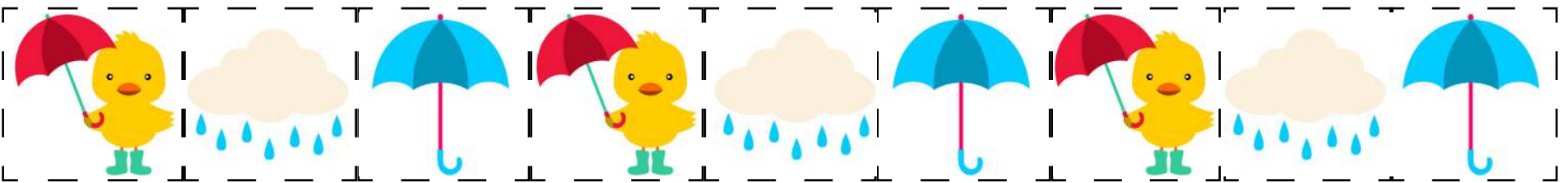
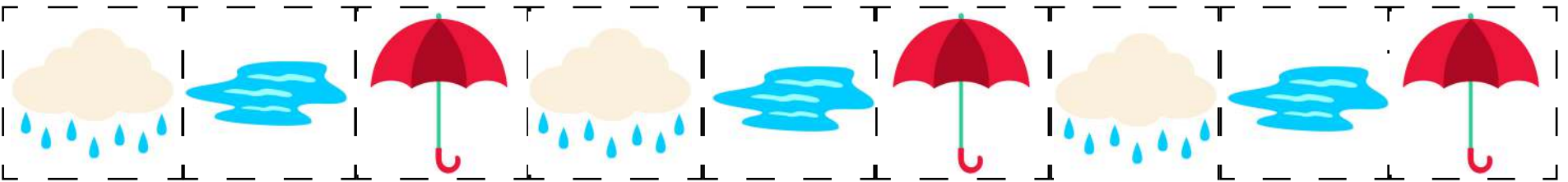
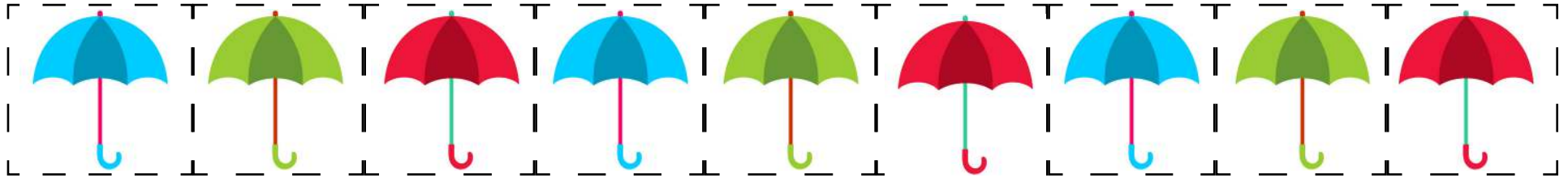



Prewriting Practice

Trace the dotted line to get the animal to the puddle.




Cutting Strips




Panda Puzzle



Duck Puzzle



Cat Puzzle



Count and Clip Cards



1

0

3

2

1

3

Created By Nicole @MamaOfManyBlessings.com

Created By Nicole @MamaOfManyBlessings.com



3

2

4



2

4

3

Created By Nicole @MamaOfManyBlessings.com

Created By Nicole @MamaOfManyBlessings.com

Count and Clip Cards



5

4

8

Created By Nicole @MamaOfManyBlessings.com



9

5

2

Created By Nicole @MamaOfManyBlessings.com



8

5

6

Created By Nicole @MamaOfManyBlessings.com



7

9

4


Created By Nicole @MamaOfManyBlessings.com

Count and Clip Cards




5	9	8
---	---	---

Created By Nicole @MamaOfManyBlessings.com



9	6	10
---	---	----

Created By Nicole @MamaOfManyBlessings.com



10	9	7
----	---	---

Created By Nicole @MamaOfManyBlessings.com

Count and Clip Cards



Directions: Print out and laminate. Use clothes pins or dry erase markers to mark the answers.

Created By Nicole @MamaOfManyBlessings.com

Size Sequencing







Size Sequencing



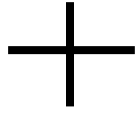
Size Sequencing

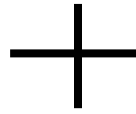



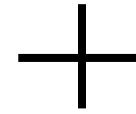
What Comes Next?







Addition











Addition



+



=



+




=



+



=



+



=



+



=

Addition



+



==



+



==



+



==



+



==




+



==

Subtraction














Subtraction





















Subtraction






=====





=====





=====





=====





=====



Matching Game

On the following page there are printable squares with photos, shown in the photo to the right. Print the page out 2 times. They can be used in 2 different ways depending on the age of the child.

1. Print out 2 copies, cut them both out and play a memory game. placing both sets of cards face down and flip over 2 cards at a time trying to get a match.

2. Print out 2 copies, cut only one of them up, shuffle the cut up cards and place the cards 1 at a time on the matching photo.





Spring I Spy



